

Organic Agriculture Worldwide Key results from the global survey on organic agriculture 2010

Helga Willer
Research Institute of Organic Agriculture FiBL, Frick, Switzerland, March 2010

Data as published in *The World of Organic Agriculture. Statistics and Emerging Trends 2010* with some minor revisions and some updates (March 5, 2010)
For updates check www.organic-world.net



About this presentation

- This presentation summarizes the results of the global survey on organic agriculture 2010, carried out by the Research Institute of Organic Agriculture FiBL and the International Federation of Organic Agriculture Movements IFOAM.
- The results are published in the yearbook 'The World of Organic Agriculture', which contains the tables with the full data tables.
- Further, more detailed data as well as more graphs are available at www.organic-world.net.
- More information and background on geographical and other current aspects of organic agriculture are available in the above-mentioned yearbook (see <http://www.organic-world.net/yearbook.html>).



The Global Organic Survey 2010

- The global organic survey 2010 as well as the production of the yearbook 'The World of Organic Agriculture' was carried out with the support of
- International Trade Centre, Geneva
- The Swiss State Secretariat of Economic Affairs SECO, Berne
- Nürnberg Messe, the organizers of the BioFach Organic Trade Fair
- Hivos (data collection Africa)



The World of Organic Agriculture 2010

- The 11th edition of 'The World of Organic Agriculture', was published by IFOAM and FiBL in February 2010.*
- Contents:
 - Results of the global organic survey;
 - Organic agriculture in the geographical regions;
 - Chapters on the global market, standards and legislations, carbon markets; crops (coffee and cotton), development cooperation, other issues.
- The book can be ordered via the IFOAM.org and shop.FiBL.org.
- *Willer, H. and Kilcher, L. (2010) The World of Organic Agriculture. Statistics and Emerging Trends. IFOAM, Bonn, and FiBL, Frick



Website www.organic-world.net

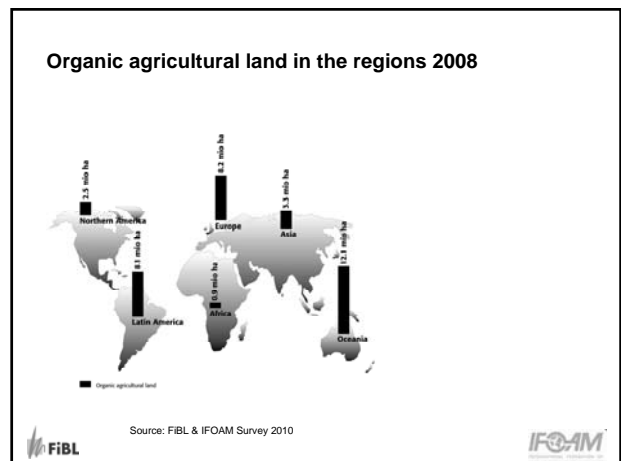
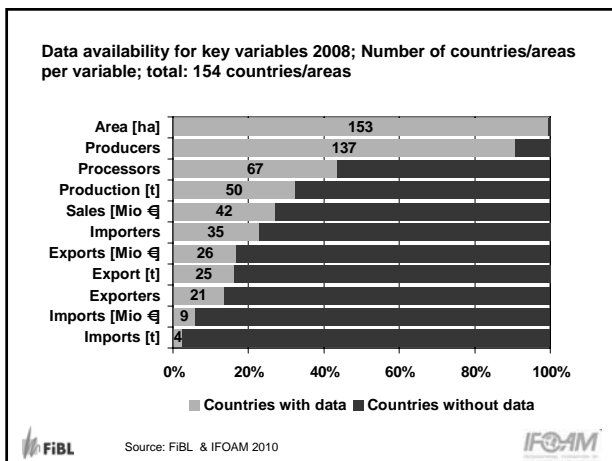
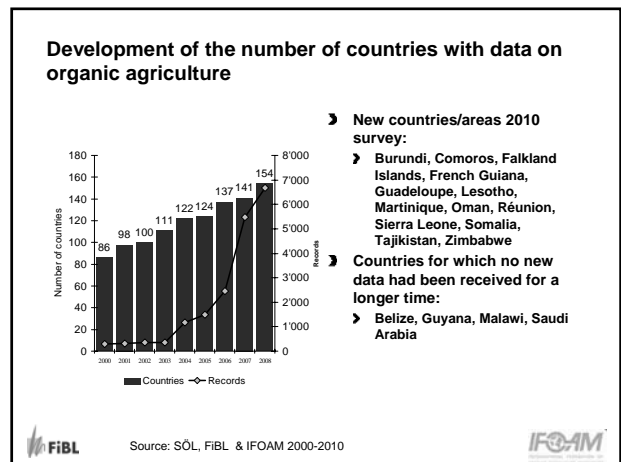
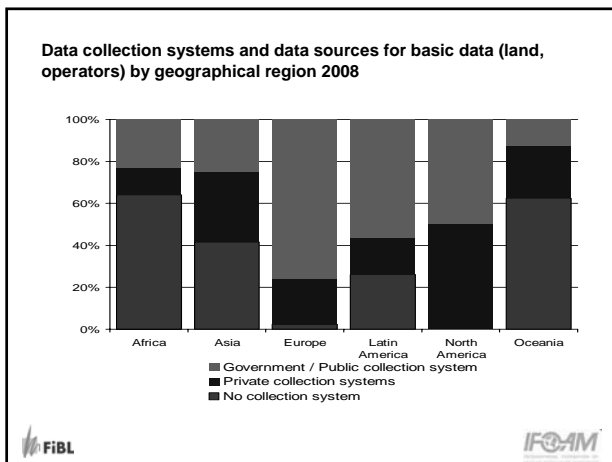

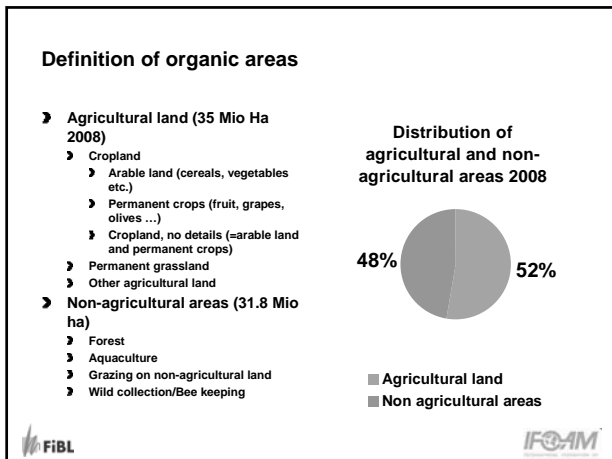
- Detailed statistics in excel format (in progress)
- Graphs & Maps
- Data revisions
- News and background information

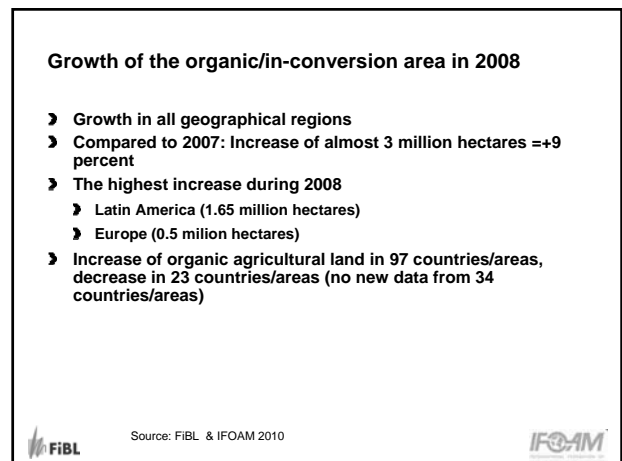
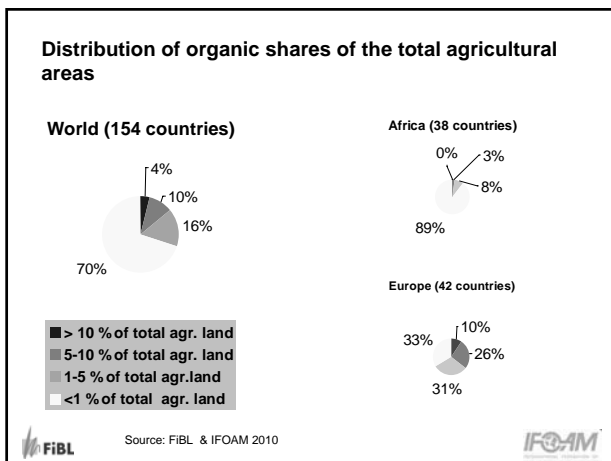
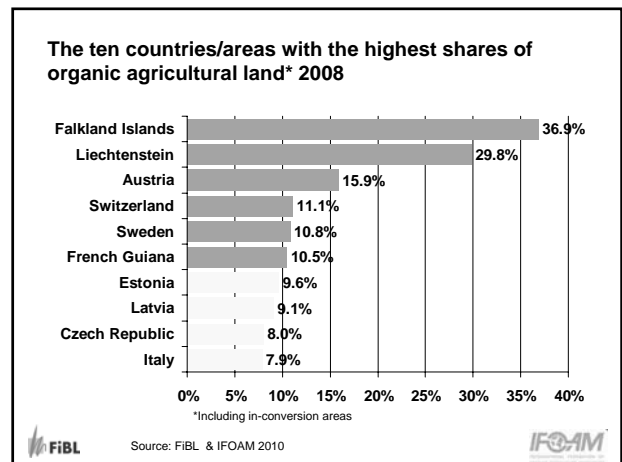
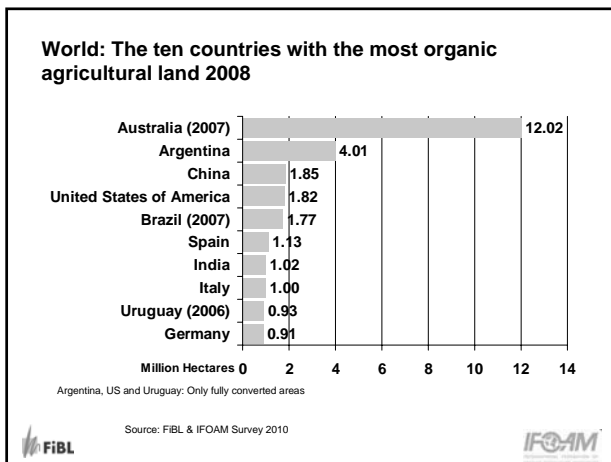
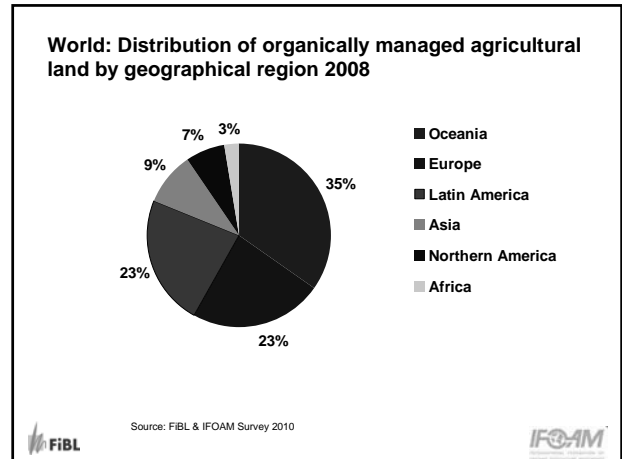
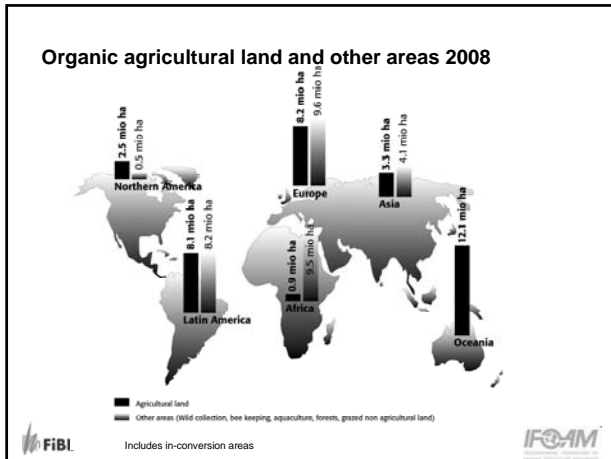


General notes on the data

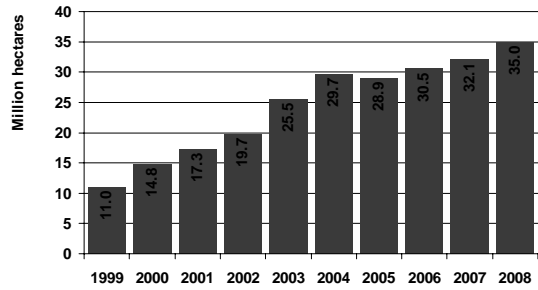
- Data sources: For data sources see annex to The World of Organic Agriculture 2010.
- Countries: For countries and areas, FiBL and IFOAM used the Standard Country and Area Codes Classifications as defined by the United Nations Statistics division.
- Term organic: In the tables, the term organic refers to the fully converted and in-conversion areas.
- Share of total agricultural land: In some cases the calculation of the shares of organically managed land, based on the Eurostat and FAOSTAT data, might differ from the organic shares obtained from ministries or local experts.
- Producers: Some countries report the number of smallholders, and others only the numbers of companies, projects or grower groups, which may each comprise a number of producers.
- Data revisions: Should data revisions and correction become necessary these will be communicated at the [data revision pages](#) of Organic-World.net.







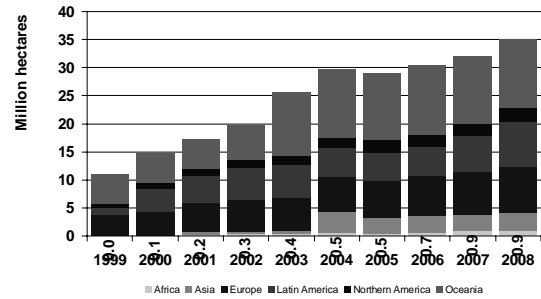
World: Development of organic agricultural land 1999-2008 (Revision date: February 2010)



Source: FiBL, IFOAM & SOEL 1999-2010



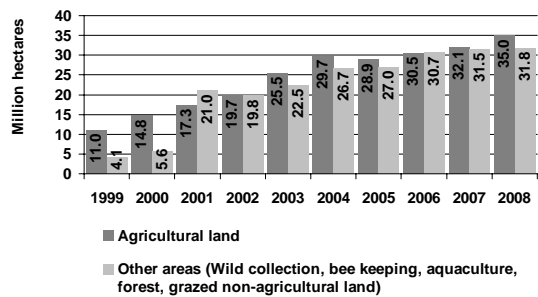
World: Development of organic agricultural land 1999-2008 (Revision date: February 2010)



Source: FiBL, IFOAM & SOEL 2000-2010



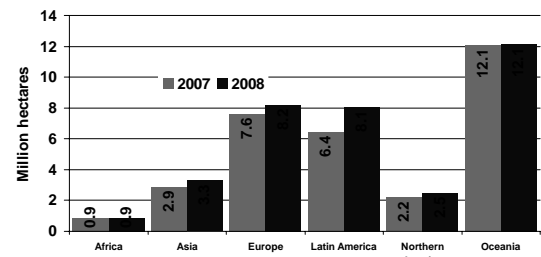
Development of organic agricultural land and other organic areas 1999 to 2008



Source: SÖL, FiBL & IFOAM 2010



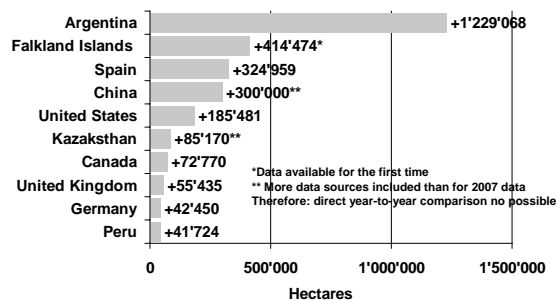
World: Development of organic agricultural land 2007 to 2008 by geographical region



Source: FiBL & IFOAM Survey 2010



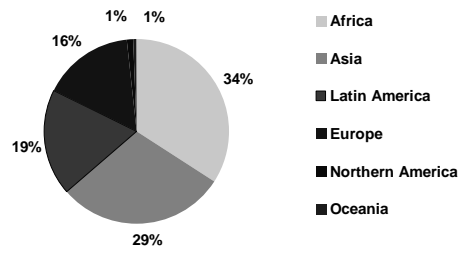
The ten countries with the highest INCREASE of organic agricultural land 2007-2008



Source: FiBL & IFOAM 2010



Organic producers by geographical region 2008 (total: 1.4 million)



Source: FiBL & IFOAM 2010



