


Organic Agriculture Worldwide
Key results from the global survey on organic agriculture 2010
Part 3: Organic Agriculture in the Regions


Helga Willer
 Research Institute of Organic Agriculture FiBL, Frick, Switzerland, March 2010

Data as published in *The World of Organic Agriculture: Statistics and Emerging Trends 2010* with some minor revisions and some updates (March 5, 2010)
 For updates check www.organic-world.net




About this presentation

- This presentation summarizes the regional results of the global survey on organic agriculture 2010, carried out by the Research Institute of Organic Agriculture FiBL and the International Federation of Organic Agriculture Movements IFOAM.
- The results are published in the yearbook 'The World of Organic Agriculture', which contains many tables.
- Further, more detailed data as well as more presentations are available at www.organic-world.net.
- More information and background on geographical and other current aspects of organic agriculture are available in the above-mentioned yearbook (see <http://www.organic-world.net/yearbook.html>).





The Global Organic Survey 2010

- The global organic survey 2010 as well as the production of the yearbook 'The World of Organic Agriculture' was carried out with the support of
- International Trade Centre, Geneva
- The Swiss State Secretariat of Economic Affairs SECO, Berne
- Nürnberg Messe, the organizers of the BioFach Organic Trade Fair
- Hivos (data collection Africa)






The World of Organic Agriculture 2010

- The 11th edition of 'The World of Organic Agriculture', was published by IFOAM and FiBL in February 2010.*
- Contents:
 - Results of the global organic survey;
 - Organic agriculture in the geographical regions;
 - Chapters on the global market, standards and legislations, carbon markets; crops (coffee and cotton), development cooperation, other issues.
- The book can be ordered via the IFOAM.org and shop.FiBL.org.
- *Willer, H. and Kilcher, L. (2010) The World of Organic Agriculture, Statistics and Emerging Trends. IFOAM, Bonn, and FiBL, Frick


Website www.organic-world.net

- Detailed statistics in excel format (in progress)
- Graphs & Maps
- Data revisions
- News and background information

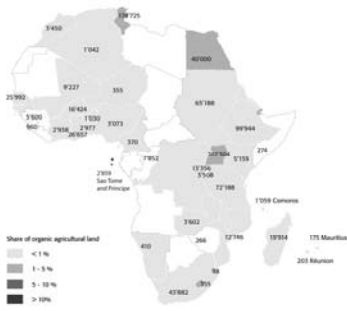



General notes on the data

- Data sources: For data sources see annex to The World of Organic Agriculture 2010.
- Countries: For countries and areas, FiBL and IFOAM used the Standard Country and Area Codes Classifications as defined by the United Nations Statistics division.
- Term organic: In the tables, the term organic refers to the fully converted and in-conversion areas.
- Share of total agricultural land: In some cases the calculation of the shares of organically managed land, based on the Eurostat and FAOSTAT data, might differ from the organic shares obtained from ministries or local experts.
- Producers: Some countries report the number of smallholders, and others only the numbers of companies, projects or grower groups, which may each comprise a number of producers.
- Data revisions: Should data revisions and correction become necessary these will be communicated at the [data revision pages](#) of Organic-World.net.



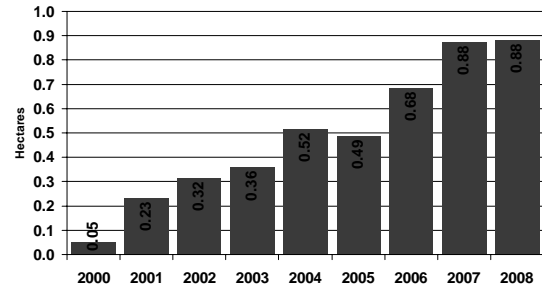
Africa: Land under organic agricultural management (ha) in the countries of Africa 2008



Source: IFOAM and FiBL Survey 2010



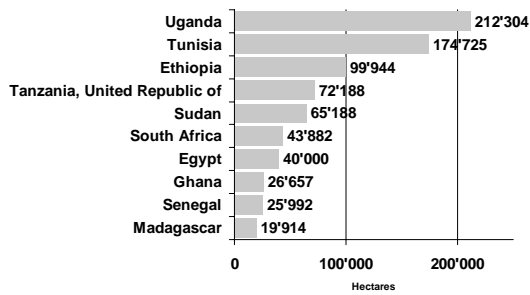
Africa: Development of organic agricultural land 2000-2008



Source: IFOAM, FiBL and SOEL, survey 2000-2010



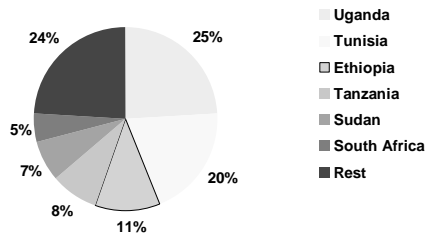
Africa: The ten countries with the most organic agricultural land 2008



Source: IFOAM and FiBL Survey 2010



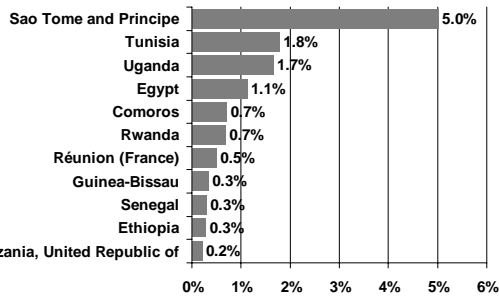
Africa: Distribution of organically managed land by country 2008 (total: 881'000 ha)



Source: IFOAM and FiBL Survey 2010



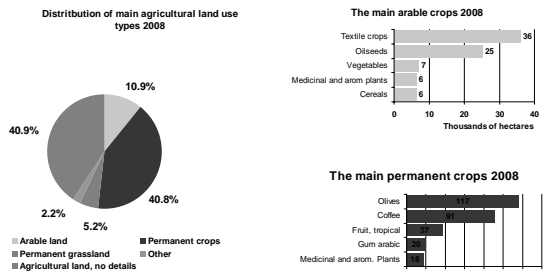
Africa: The ten countries with the highest shares of organic agricultural land 2008



Source: IFOAM and FiBL Survey 2010



Africa: Use of organic agricultural land 2008 (total: 0.9 million hectares) (Revision date: March 5, 2010)



Source: FiBL & IFOAM Survey 2010



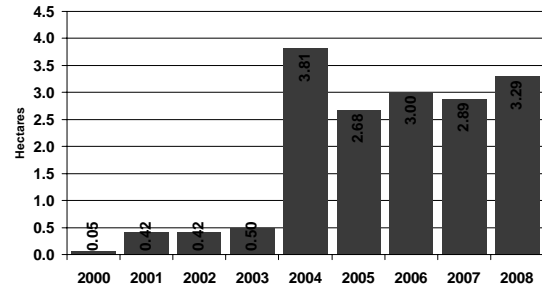
Asia: Land under organic agricultural management (ha) in the countries 2008



Source: FiBL Survey 2010



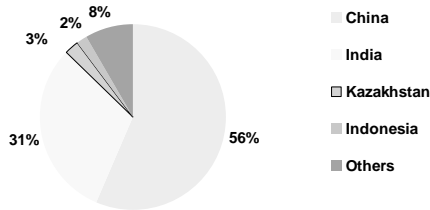
Asia: Development of organic agricultural land 2000-2008



Source: FiBL Survey 2010



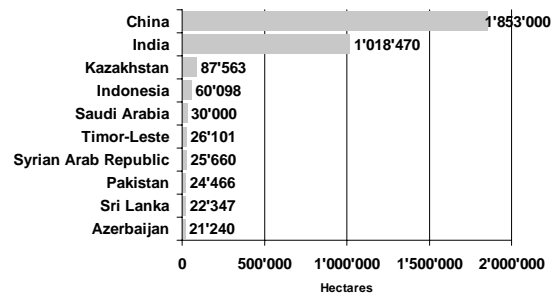
Asia: Distribution of organically managed agricultural land by country 2008; total: 3.3 million hectares



Source: FiBL Survey 2010



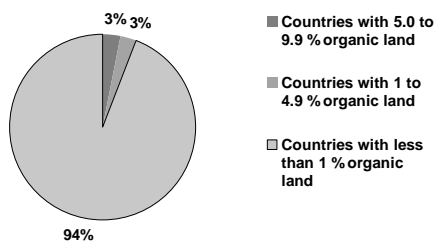
Asia: The ten countries with the most organic agricultural land 2008



Source: FiBL Survey 2010



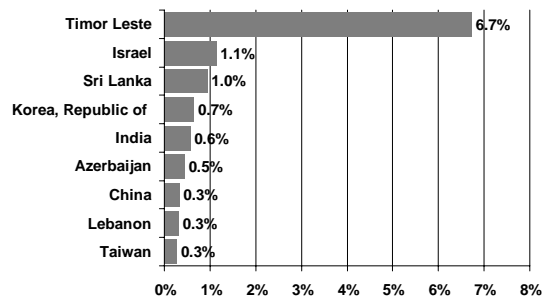
Asia: Distribution of shares of organic land 2008



Source: FiBL Survey 2010



Asia: The ten countries/territories with the highest shares of organic agricultural land 2008

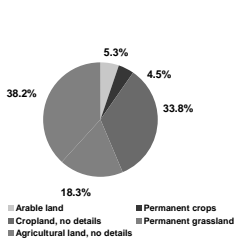


Source: FiBL Survey 2010

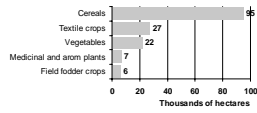


Asia: Use of organic agricultural land 2008 (total: 3.3 million hectares) (Revision date: March 5, 2010)

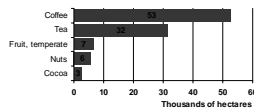
Distribution of main agricultural land use types 2008



The main arable crops 2008



The main permanent crops 2008



Source: FiBL & IFOAM Survey 2010



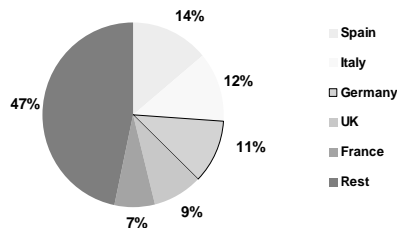
Land under organic agricultural management in the countries of Europe 2008



Source: FiBL & AMI Survey 2010




Europe: Distribution of organically managed agricultural land by country 2008 (Total: 8.2 million hectares)



Source: FiBL & AMI Survey 2010



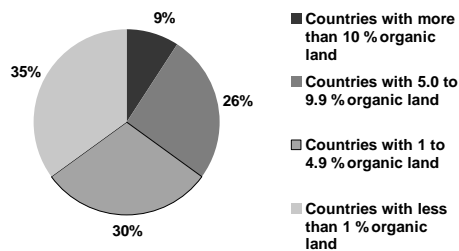
Europe: The ten countries with the most organic agricultural land 2008



Source: FiBL & AMI Survey 2010



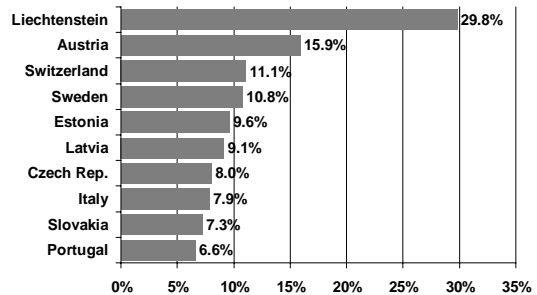
Europe: Distribution of the shares of organic agricultural land 2008



Source: FiBL & AMI Survey 2010



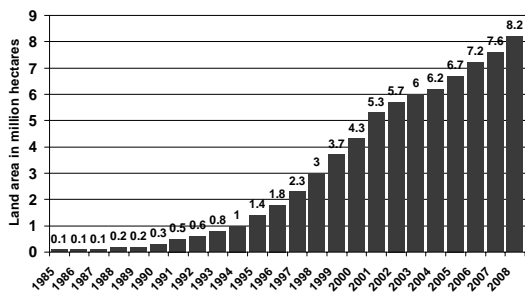
Europe: The ten countries with the highest shares of organic agricultural land 2008



Source: FiBL & AMI Survey 2010



Development of the organic agricultural land in Europe 1985-2008

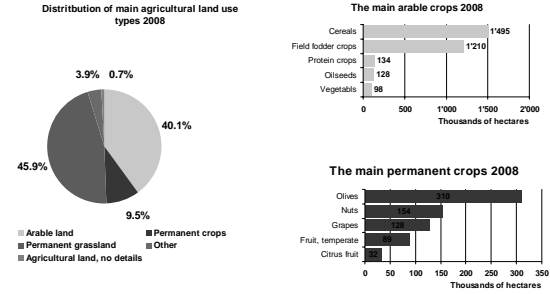


Source: FiBL, Aberystwyth University, AMI/ZMP



Europe: Use of organic agricultural land 2008 (total: 8.2 million hectares)

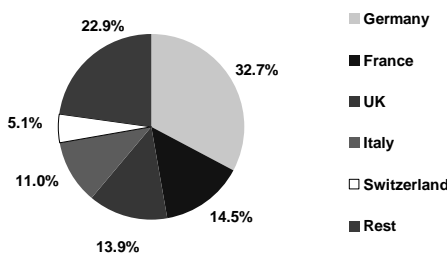
(Revision date: March 5, 2010)



Source: FiBL & AMI Survey 2010



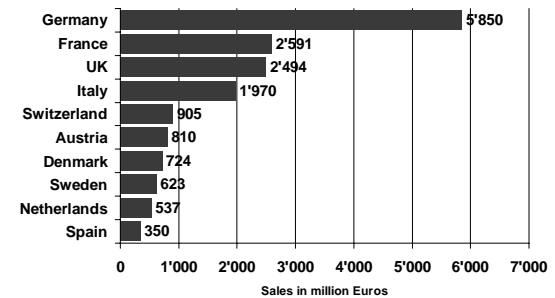
Europe: Distribution of sales of organic food and drink by country 2008 (total: 18 billion Euros)



Source: FiBL & AMI Survey 2010



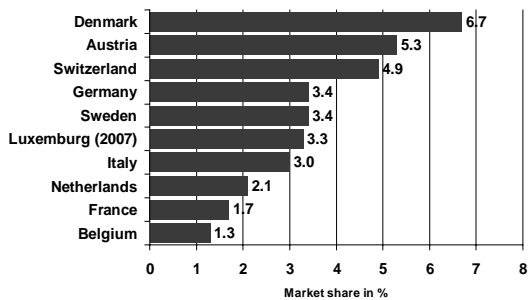
The European market for organic food and drink: The countries with the highest sales 2008



Source: FiBL & AMI Survey 2010



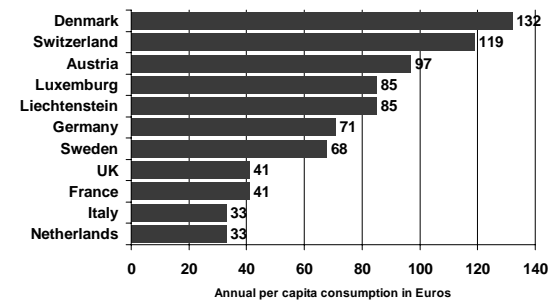
The European organic market for organic food and drink: The countries with the highest shares of organic food sales 2008



Source: FiBL and AMI Survey, 2010



The European market for organic food and drink: The countries with the highest per capita consumption 2008



Source: FiBL and AMI 2010



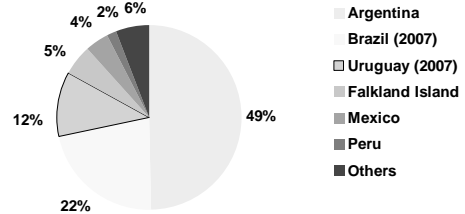
Latin America/Caribbean: Land under organic agricultural management (ha) 2008



Source: FiBL Survey 2010




Latin America/Caribbean: Distribution of organically managed agricultural land by country 2008 (total: 8.1 million hectares)



Source: FiBL Survey 2010



Latin America/Caribbean: The ten countries with the most organic agricultural land 2008

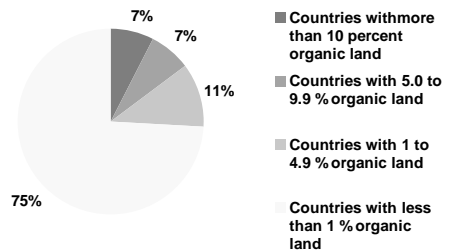


Argentina and Uruguay: Only fully converted area

Source: FiBL Survey 2010



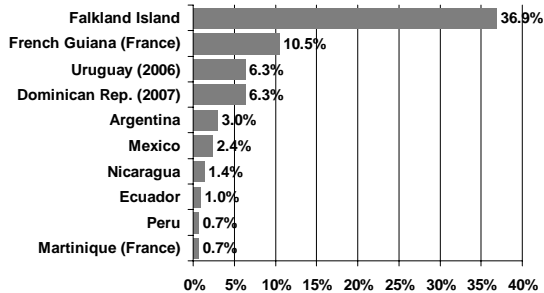
Latin America: Distribution of shares of organic land 2008



Source: FiBL Survey 2010



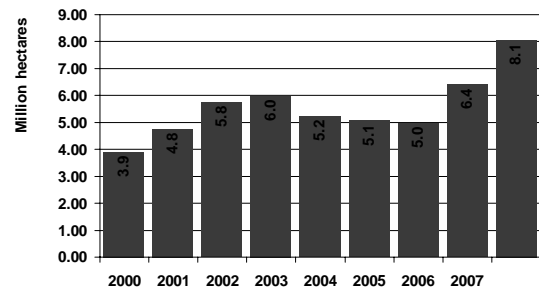
Latin America: The ten countries with the highest shares of organic agricultural land 2008



Source: FiBL Survey 2010



Latin America: Development of organically managed agricultural land 2000-2008



Source: FiBL Survey 2010



