



The World of Organic Agriculture 2022 Latest Statistics About Organic Agriculture Worldwide

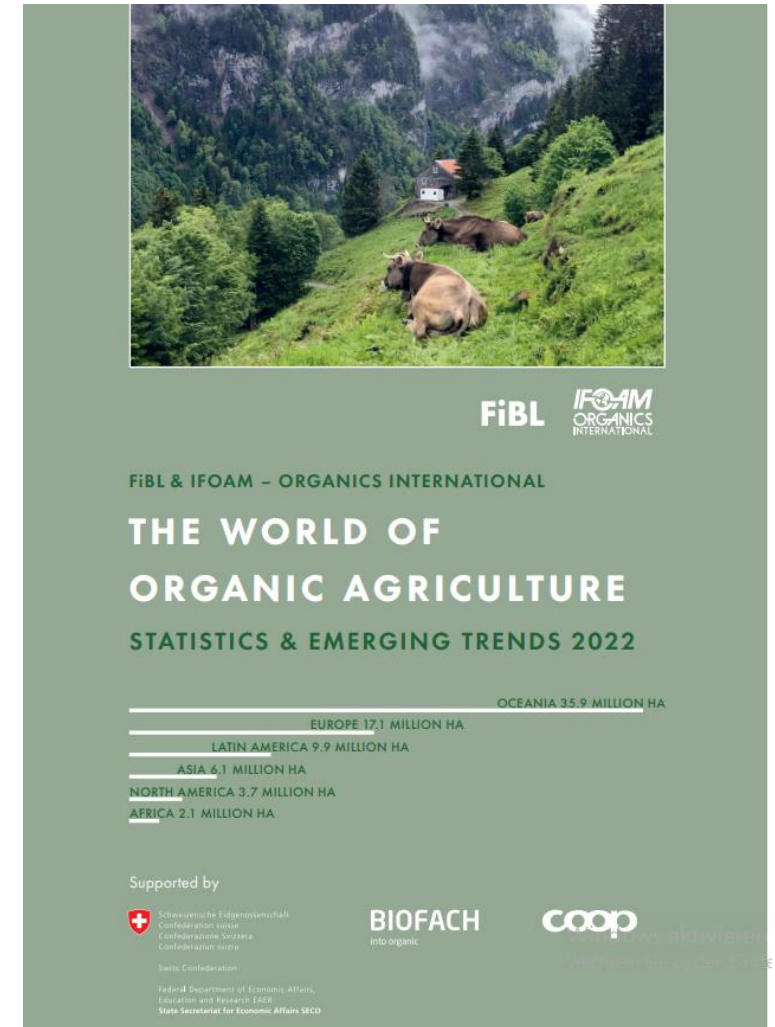
Helga Willer, Jan Trávníček, Claudia Meier, Bernhard Schlatter
Research Institute of Organic Agriculture (FiBL), Frick, Switzerland

The World of Organic Agriculture 2022

February 15, 2022

The World of Organic Agriculture 2022

- › The 23rd edition of «The World of Organic Agriculture», was published by FiBL and IFOAM – Organics International in February 2022.
- › Data tables
- › Country and continent reports
- › Markets, standards, policy support
- › The book can be ordered or downloaded at (item number I 344): <https://www.fibl.org/en/shop-en>
- › www.organic-world.net
- › <https://statistics.fibl.org>



Acknowledgements

- The Swiss State Secretariat of Economic Affairs (SECO)
 - Coop Sustainability Fund
 - NürnbergMesse, the organizers of BIOFACH
 - IFOAM – Organics International
-
- More than 200 experts from all parts of the world contributed to the FiBL survey 2022.



FiBL Statistics Team



Claudia Meier



Bernhard Schlatter



Jan Trávníček



Helga Willer

Transnational data collection efforts

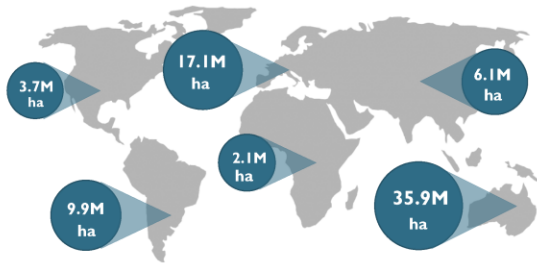


International certifiers that provided data for several countries



Organic Agriculture Worldwide 2020

Organic Farmland



74.9M ha

Organic farmland in million hectares

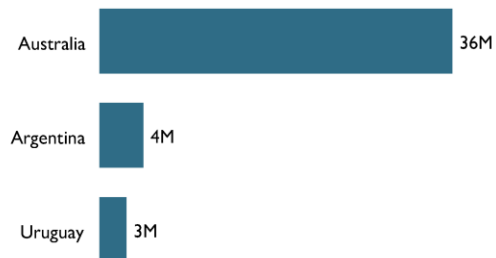
+4.1%

Growth 2019/2020

190

Countries with organic farming

Land in million hectares Top 3 countries

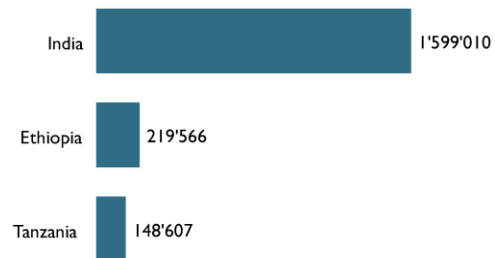


Organic Producers

The number of organic producers is increasing



Number of producers Top 3 countries

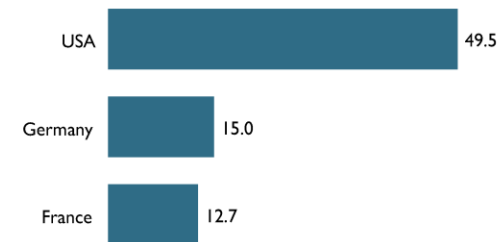


Organic Market

The global market is growing and consumer demand is increasing



Market in billion euros Top 3 countries



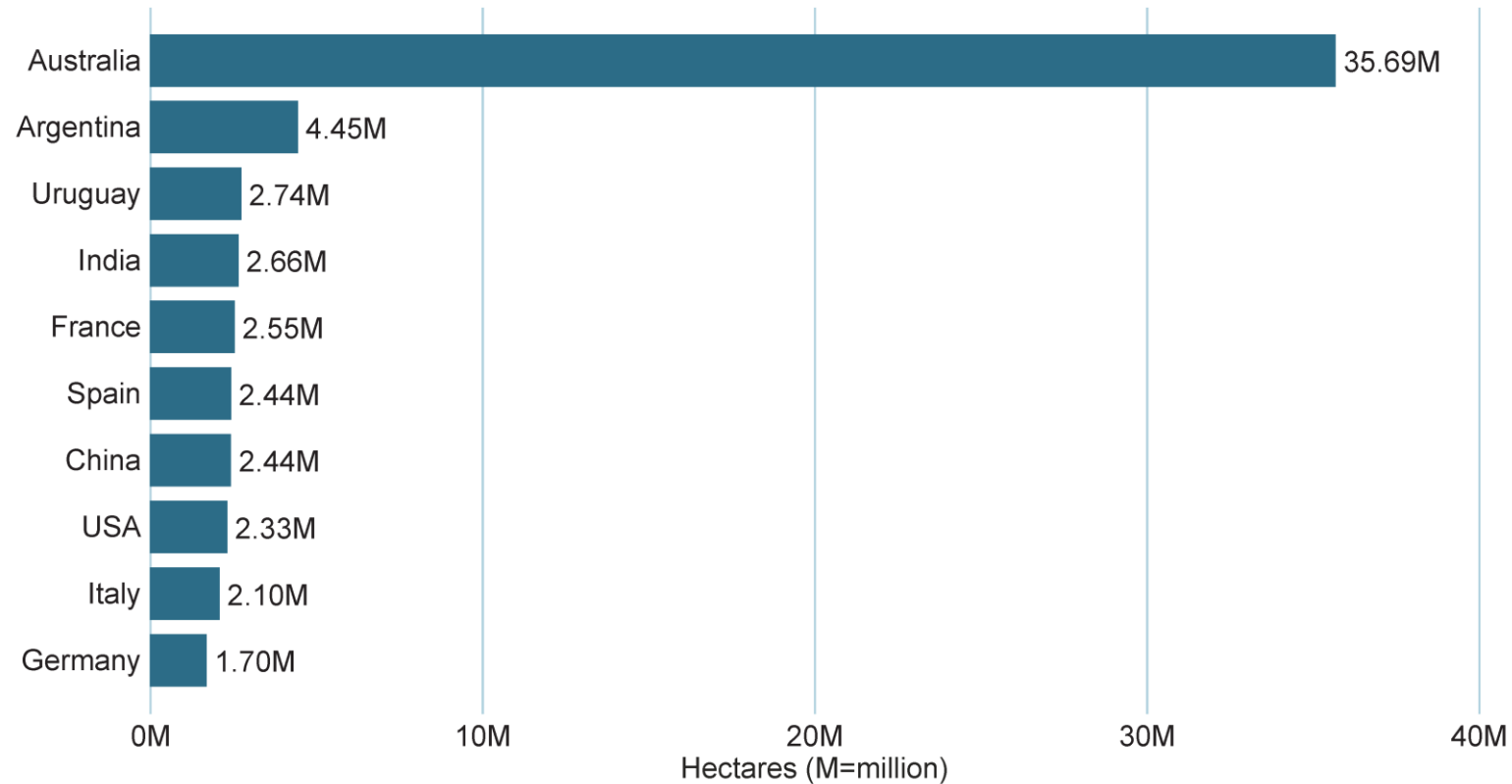
Market growth in percent Top 3 countries



The ten countries with the largest organic farmland areas 2020

World: The ten countries with the largest areas of organic agricultural land 2020

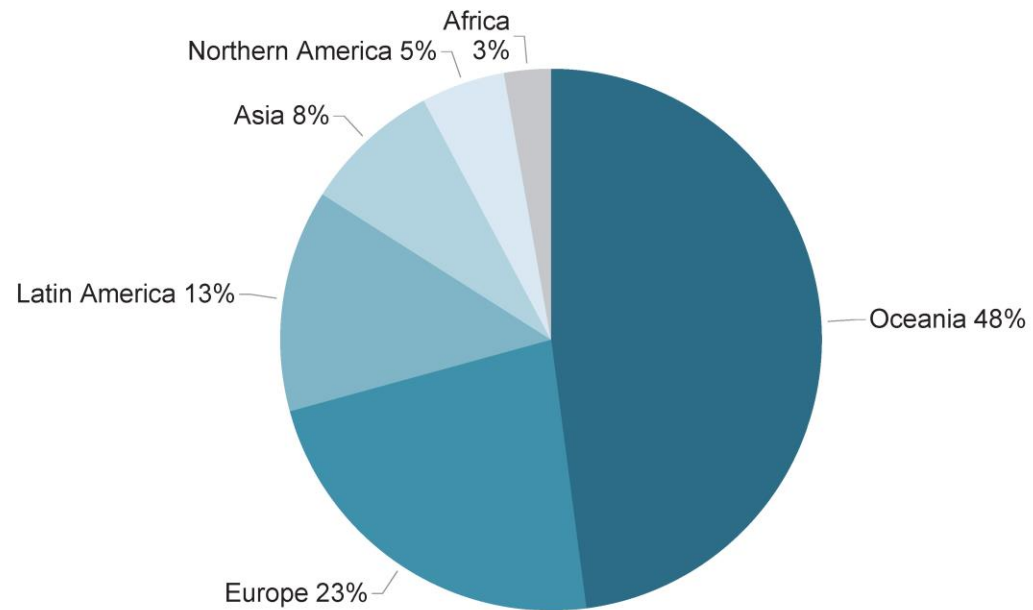
Source: FiBL survey 2022



Distribution of organic agricultural land by region 2020

World: Distribution of organic agricultural land by region 2020

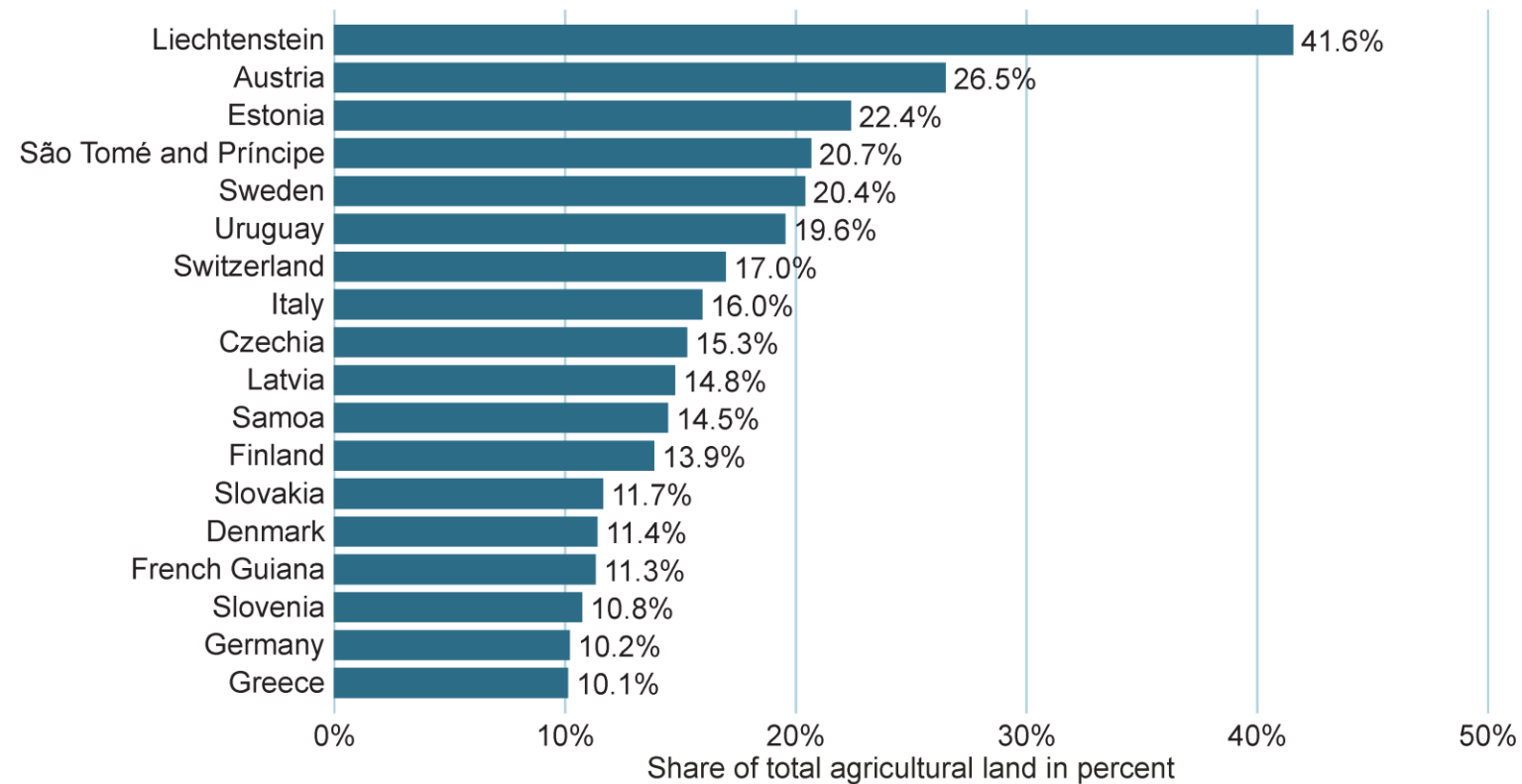
Source: FiBL survey 2022



Countries with an organic share of at least 10 percent of the agricultural land 2020

World: Countries with an organic share of the total agricultural land of at least 10 percent 2020

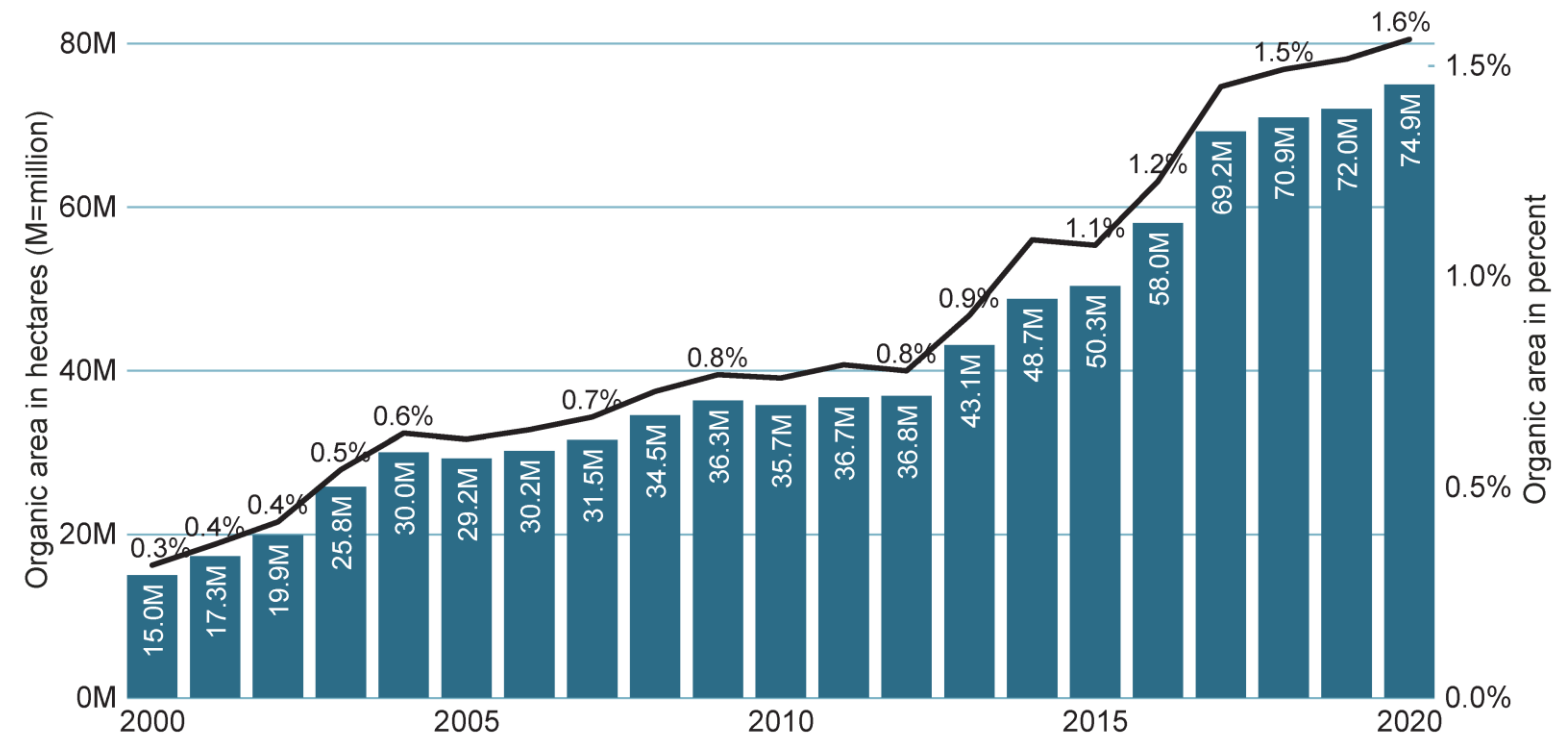
Source: FiBL survey 2022



Growth of the organic agricultural land and organic share 2000-2020

World: Growth of organic agricultural land and organic share 2000 - 2020

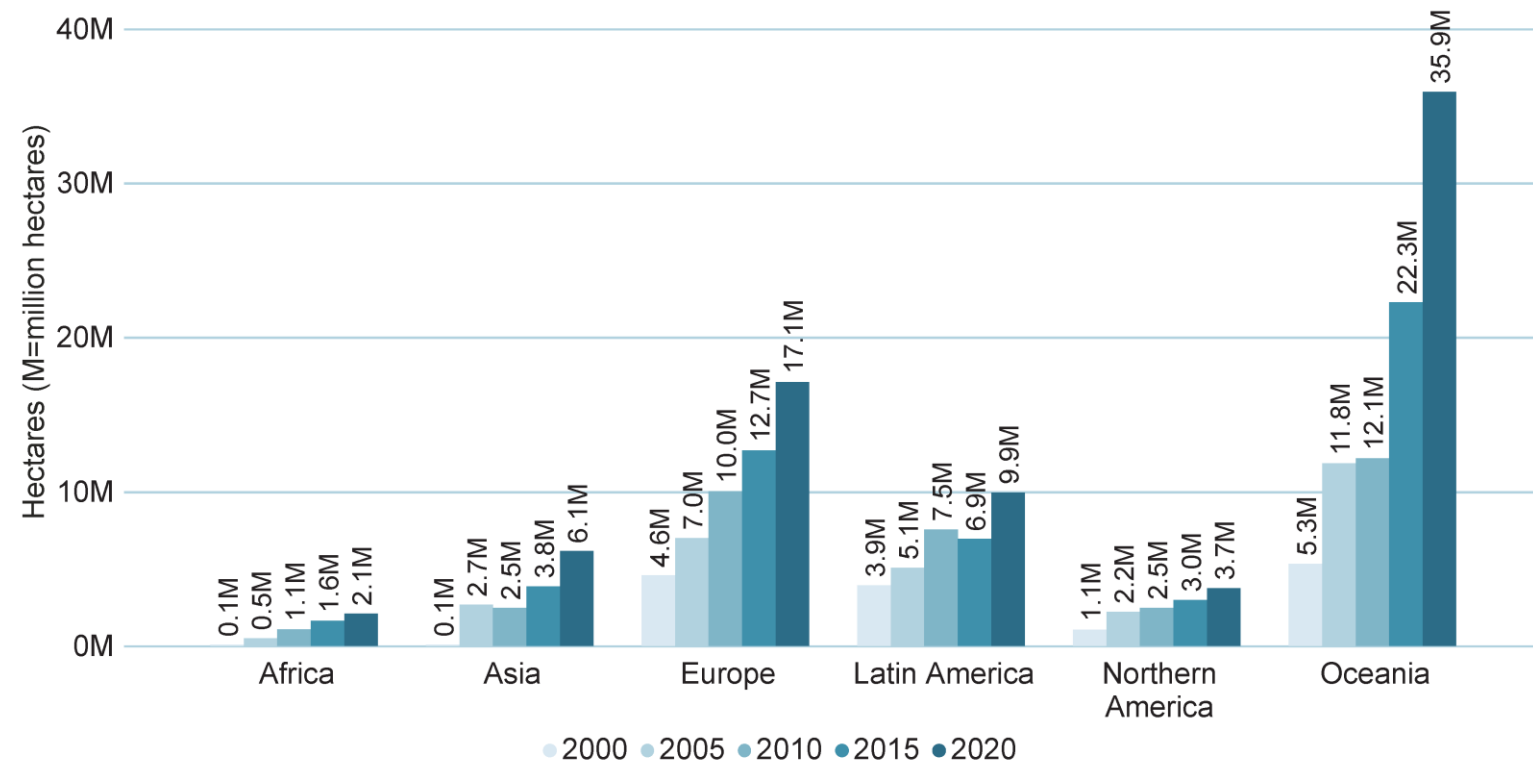
Source: FiBL-IFOAM-SOEL surveys 2001-2022



Growth of the organic agricultural land by continent 2000-2020

World: Growth of the organic agricultural land by continent 2000 - 2020

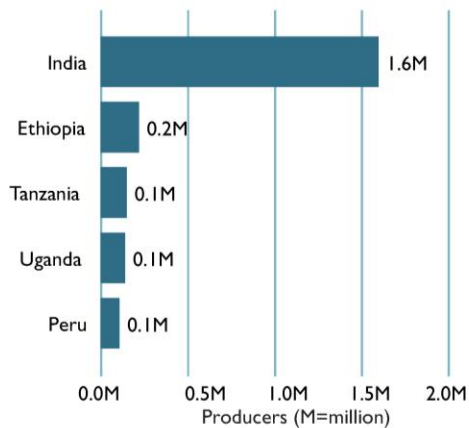
Source: FiBL-IFOAM surveys 2001-2022



WORLD: ORGANIC PRODUCERS 2020



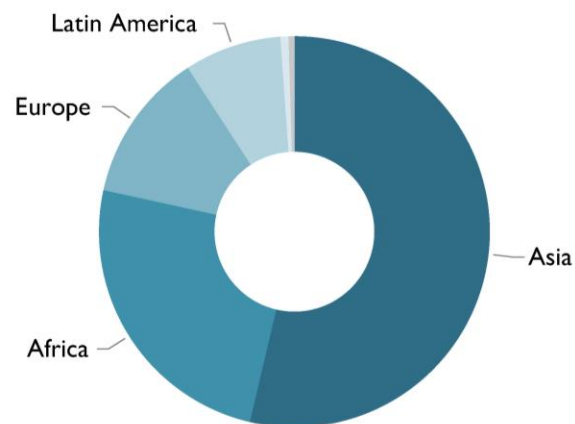
The countries with the most organic producers are India, Ethiopia and Tanzania.




The five countries with the most organic producers 2020.



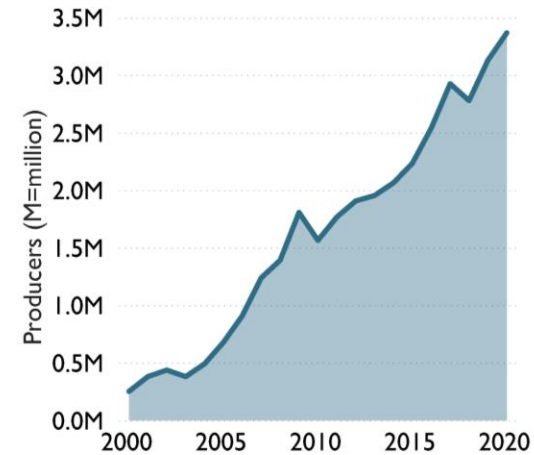
More than 91% of the producers are in Asia, Africa and Europe.



Distribution of organic producers by region 2020.



There has been an increase in the number of producers by nearly 240'000 or 7.6% between 2019-2020.



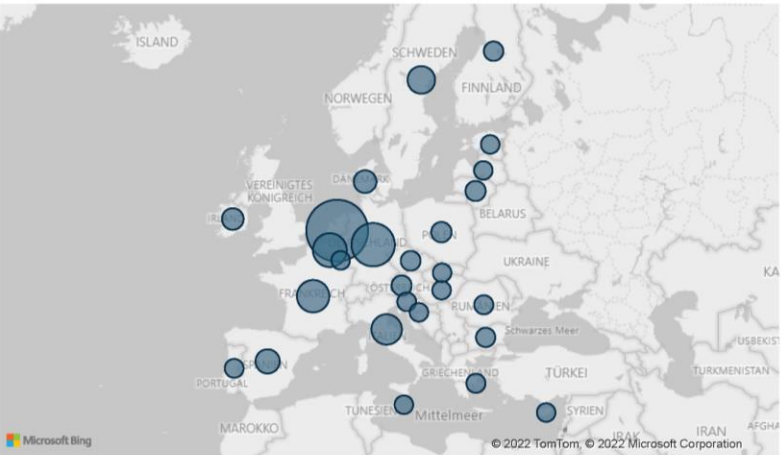
Development of the number of organic producers 2000-2020.

European Union: Organic agri-food to the European Union

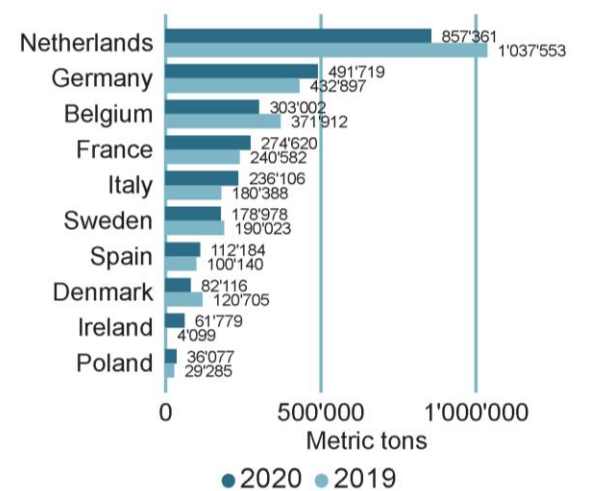
2020

Source: Traces/European Commission 2021

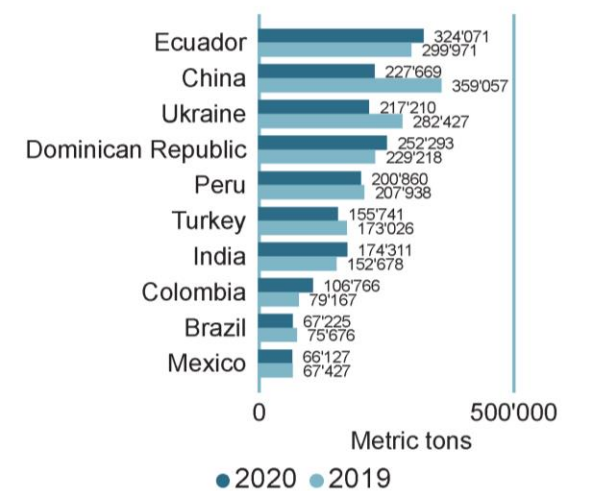
Importing countries (imports in metric tons)



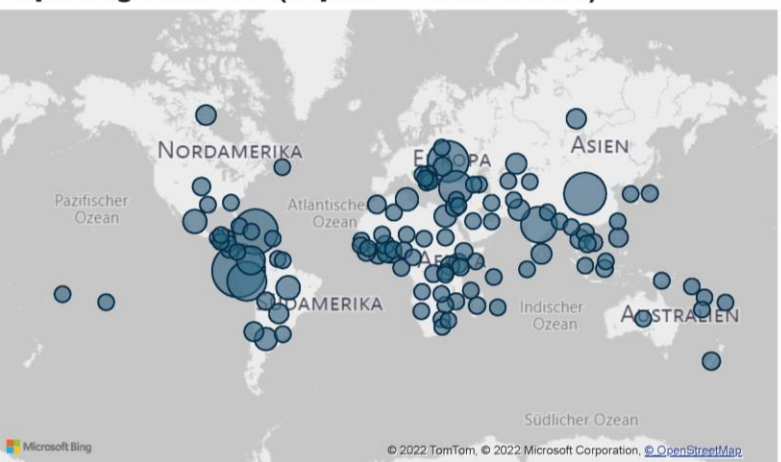
Importing countries (imports in metric tons)



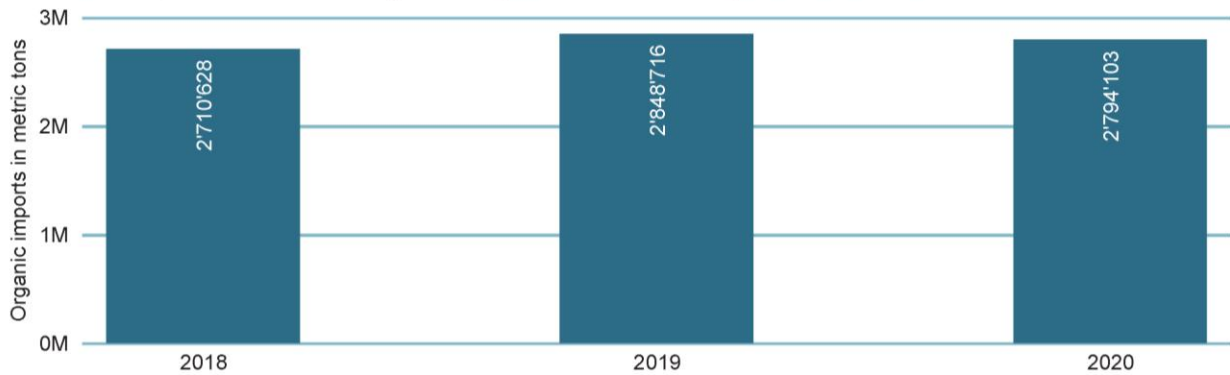
Exporting countries (exports in metric tons)



Exporting countries (exports in metric tons)



The development of total organic imports to the European Union 2020 in metric tons




Effect of COVID 19 on the organic sector

- Increase of demand for organic in many countries in 2020 (US, Europe), production needs to keep pace
- Decrease of food service sales
- Revised EU regulation on organic farming: “Due to many reasons, including the COVID-19 pandemic, its application was postponed by one year to 01 January 2022.”
- Supply constraints (including packaging)
- Delivery/transport challenges
- Postponement/cancellation of fairs and further events

Resources

- «The World of Organic Agriculture» at www.organic-world.net
- Slides and infographics at www.organic-world.net
- [Twitter.com/fiblstatistics](https://twitter.com/fiblstatistics)
- Interactive data tables at statistics.fibl.org
- Interactive data visualisations at statistics.fibl.org
- Interactive map at www.ifoam-eu.org

Thank you very much for your attention!



FiBL **IFOAM**
ORGANICS
INTERNATIONAL

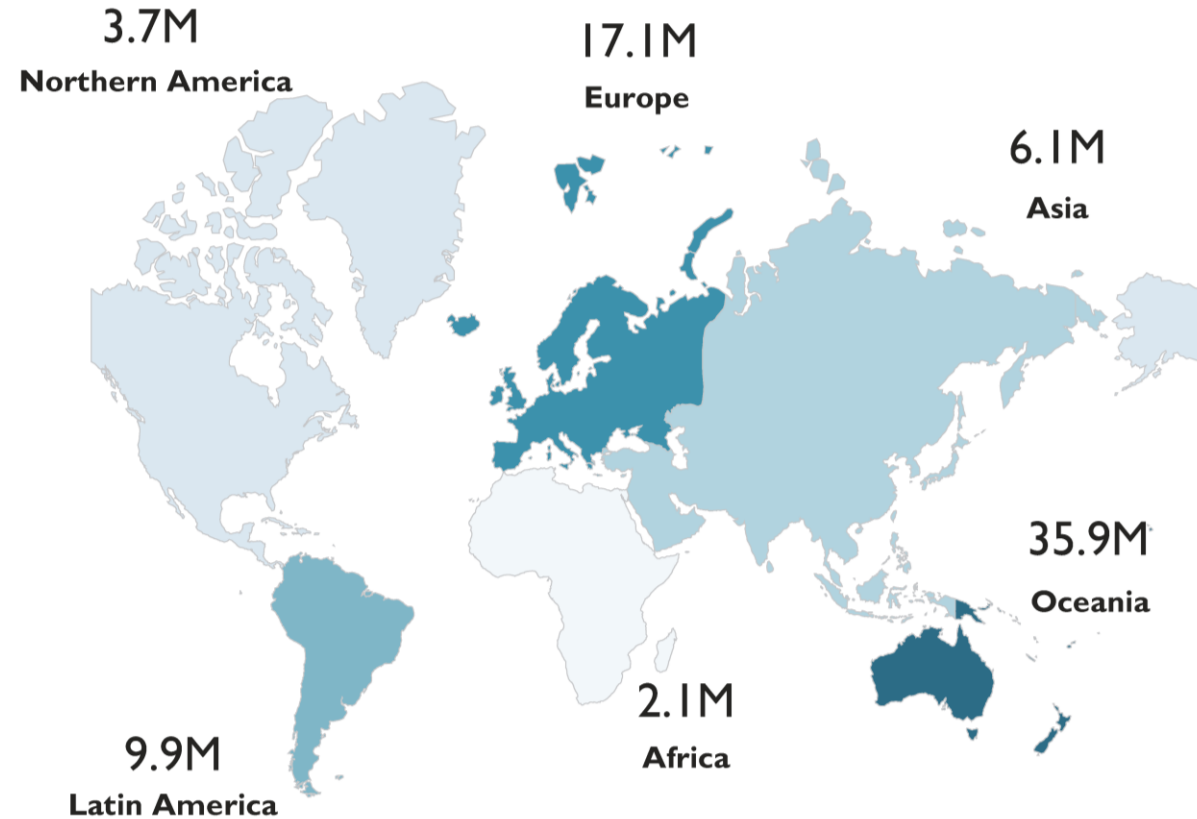

FiBL & IFOAM – ORGANICS INTERNATIONAL

THE WORLD OF ORGANIC AGRICULTURE

STATISTICS & EMERGING TRENDS 2022

Region	Organic Agricultural Land (Million HA)
Oceania	35.9
Europe	17.1
Latin America	9.9
Asia	6.1
North America	3.7
Africa	2.1

Supported by



Presentations at www.organic-world.net

Organic World

Global organic farming statistics



[HOME / NEWS](#) [ABOUT](#) [STATISTICS](#) [YEARBOOK](#) [EXPORT INFO](#) [CONTACT / SITE INFO](#) [PRIVACY POLICY](#)

[Organic World >> Home / News](#)

Register now: Launch of "The World of Organic Agriculture 2022"

On the 15th of February, 12 pm CET, the 2022 edition of the yearbook "The World of Organic Agriculture" with the latest data on organic farming in Europe and worldwide will be launched at a virtual event.

The event is organized by BIOFACH, IFOAM - Organics International and the Research Institute of Organic Agriculture FiBL.

Registration is available here: <https://www.biofach.de/en/sneak>

News

February 09, 2022

Register now: Launch of "The World of Organic Agriculture 2022"

On the 15th of February, 12 pm CET, the latest statistical data on organic farming in Europe and ...

[Read more](#) ▾

February 02, 2022

Now online: Table of Contents of "The World of Organic Agriculture 2022"

The table of Contents of "The World of Organic Agriculture 2022" is now online. The PDF will be...

[Read more](#) ▾

The World of Organic Agriculture 2022



[Launch](#) - [Key data](#) - [Table of contents](#) - [Press releases](#) - [Order book](#) - [Infographics](#) - [Slide presentations](#) - [Data tables](#) - [PDF version](#) - [BIOFACH 2022](#) - [Corrigenda](#)

FiBL Statistics

Interactive online database and infographics at Statistics.FiBL.org

FiBL Statistics - European and global organic farming statistics

On Statistics.FiBL.org, the Research Institute of Organic Agriculture FiBL provides access to the data collected in the framework of its annual survey on organic agriculture worldwide. This website is a supplement to FiBL's [Organic-World.net](#) website, which hosts the statistical yearbook [The World of Organic Agriculture](#) and contains country and background information on organic farming worldwide.

Announcements

February 09, 2022: The 2022 edition of "The World of Organic Agriculture" will be launched on February 15, 2022 at a virtual event. Please register here: <https://www.biofach.de/en/sneak>. More information: <https://www.organic-world.net/yearbook/yearbook-2022.html>

February 25, 2021: [Now available: Slides from the statistics session at the BIOFACH eSPECIAL](#)

February 17, 2021: Now updated: [Interactive online graphics and interactive tables](#)

February 17, 2021: [The World of Organic Agriculture, 2021 edition published](#)

More news on [Organic-World.net](#)

The World of Organic Agriculture 2021



[The World of Organic Agriculture 2021](#)

Follow us on Twitter

For latest news follow FiBL Statistics on Twitter
[@fiblstatistics](#)

Work in progress

Please note that work on this website is in progress. If you have any questions and suggestions, please let us know and send an e-mail to helga.willer@fibl.org.

www.twitter.com/fiblstatistics

FiBL **FiBL Statistics** @FiBLStatistics · Feb 3

Save the Date:
On the 15th of February the latest statistical data on organic farming in Europe and Worldwide will be launched at a virtual event. We will communicated the date and online venue in the next couple of days.

organic-world.net/index/news-org...



FiBL **IFOAM ORGANICS INTERNATIONAL**

FiBL & IFOAM – ORGANICS INTERNATIONAL
THE WORLD OF ORGANIC AGRICULTURE
STATISTICS & EMERGING TRENDS 2022

15 retweets, 24 likes

FiBL Statistics Retweeted

IFOAM ORGANICS EUROPE @OrganicsEurope · Feb 2

#PressRelease - The 1st triologue on the regulation on Statistics on Agricultural Inputs and Outputs (**#SAIO**) will take place tomorrow, 3 Feb. We, as the **#OrganicMovement**, call on MS to provide reliable data on **#organic** & other **#EUFarm2Fork** targets ow.ly/5ytR50HKbQh



ClientEarth Europe and 2 others

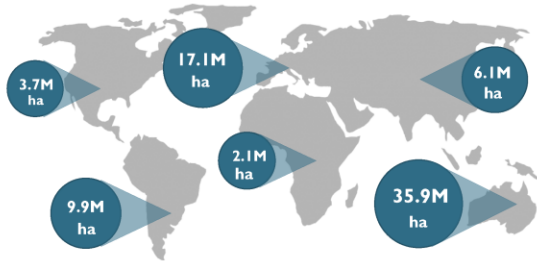
1 comment, 9 retweets, 13 likes

Organic Agriculture: Key Indicators and Top Countries 2020

Indicator	World	Top countries
Countries with organic activities	2020: 190 countries	
Organic agricultural land	2020: 74.9 million hectares (1999: 11 million hectares)	Australia (35.7 million hectares) Argentina (4.5 million hectares) Uruguay (2.7 million hectares)
Organic share of total agricultural land	2020: 1.6 %	Liechtenstein (41.6 %) Austria (26.5 %) Estonia (22.4 %)
Increase of organic agricultural land 2019/2020	3 million hectares (ha); +4.1 %	Argentina: 781000 ha (+21 %), Uruguay; 589000 ha (+28 %) India: 359000 ha (+16%)
Wild collection and further non-agricultural areas	2020: 28.5 million hectares (ha) (1999: 4.1 million hectares)	Finland (5.5 million ha) Namibia (2.6 million ha) Zambia (2.5 million ha)
Producers	2020: 3.4 million producers (1999: 200'000 producers)	India (1'599'010) Ethiopia (219'566) Tanzania (148'607)
Organic market	2020: 120.6 billion euros (2000: 15.1 billion euros)	US (49.5 billion euros) Germany (15.0 billion euros) France (12.7 billion euros)
Per capita consumption	2020: 15.8 euros	Switzerland (418 euros) Denmark (384 euros) Luxembourg (285 euros)
Number of countries/ territories with organic regulations	2020: 76 (fully implemented)	
Number of affiliates of IFOAM – Organics International	2020: 714 affiliates	Germany: 79 affiliates China: 46 affiliates USA: 41 affiliates India: 40 affiliates

Organic Agriculture Worldwide 2020

Organic Farmland



74.9M ha

Organic farmland in million hectares

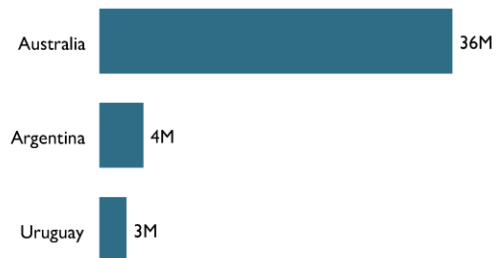
+4.1%

Growth 2019/2020

190

Countries with organic farming

Land in million hectares Top 3 countries

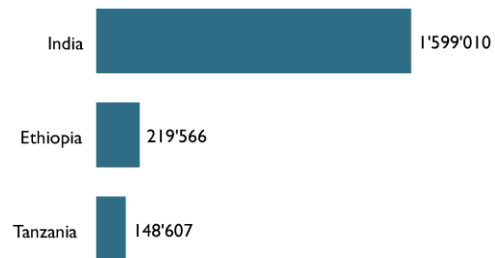


Organic Producers

The number of organic producers is increasing



Number of producers Top 3 countries

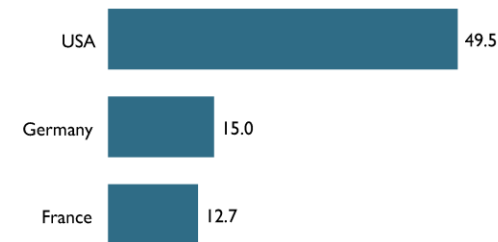


Organic Market

The global market is growing and consumer demand is increasing



Market in billion euros Top 3 countries



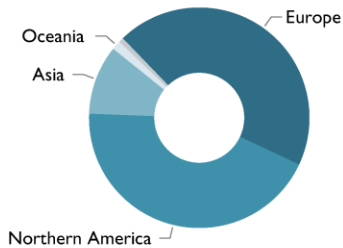
Market growth in percent Top 3 countries



WORLD: ORGANIC RETAIL SALES 2020

World almost
121bn €

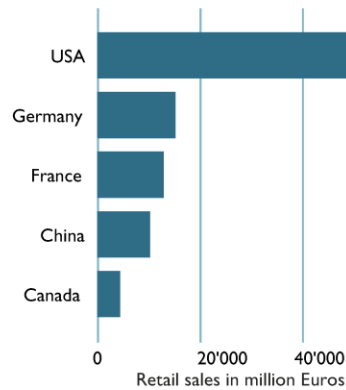
The largest single market is the USA (49.5 billion €), followed by the EU (44.8 billion €). By region, Northern America has the lead (53.7 billion €), followed by Europe (52.0 billion €) and Asia (12.5 billion €).



Distribution of retail sales by region 2020.

Northern America
54bn €

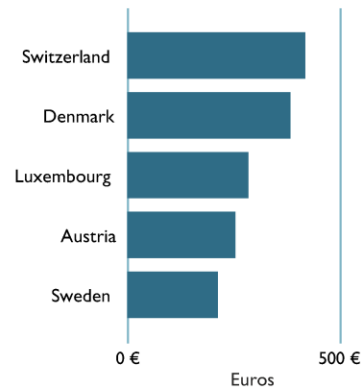
The countries with the largest markets for organic food are the USA (49.5 billion €), Germany (15.0 billion €), France (12.9 billion €) and China (10.2 billion €).



The five countries with the largest markets for organic food in 2020.

418 €
is spent per person in Switzerland

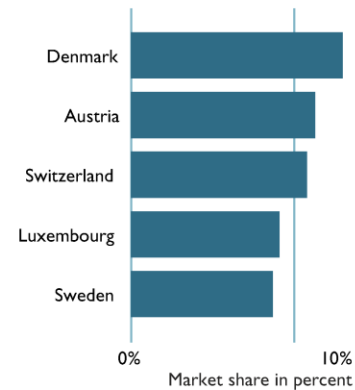
Switzerland has the highest per capita consumption worldwide, followed by Denmark, Luxembourg, Austria and Sweden.



Top five countries with the highest per capita consumption 2020.


13.0%
of the market in Denmark is organic

The highest organic share of the total market is in Denmark, followed by Austria, Switzerland, Luxembourg and Sweden.

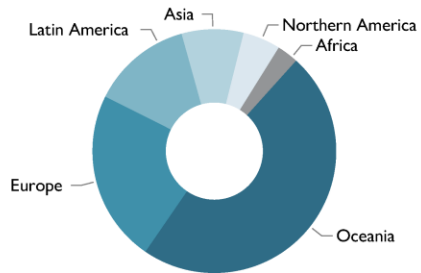


The five countries with the highest organic shares of the total market in 2020.

WORLD: ORGANIC FARMLAND 2020

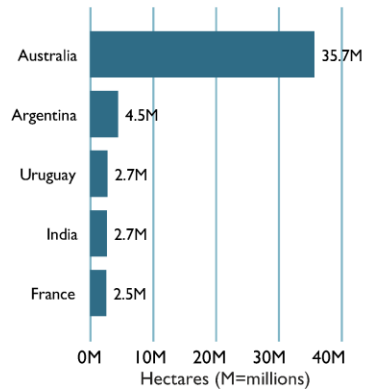


In Oceania there were 35.9 million ha, in Europe 17.1 million ha and in Latin America 9.9 million ha.



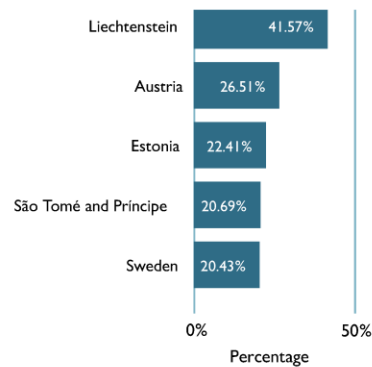
Distribution of organic agricultural land by region 2020.

The ten countries with the largest organic agricultural areas represent 75 % of the world's organic agricultural land.



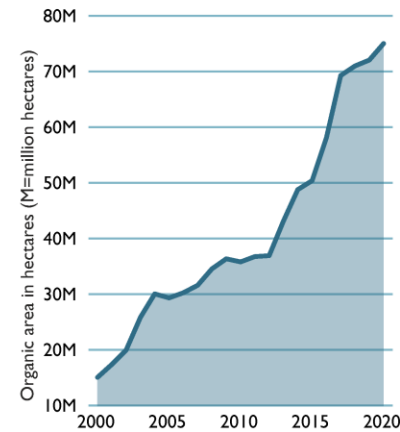
The five countries with the largest areas of organic agricultural land 2020.

18 countries have 10% or more of their agricultural land under organic management.




Top 5 countries with more than 10% of organic agricultural land 2020.

In 2020, nearly 3 million hectares more were reported compared with 2019.

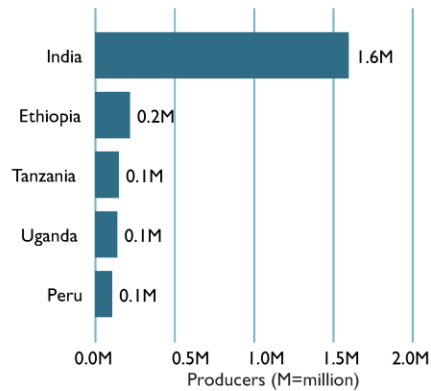


Growth of the organic agricultural land 2000-2020.

WORLD: ORGANIC PRODUCERS 2020

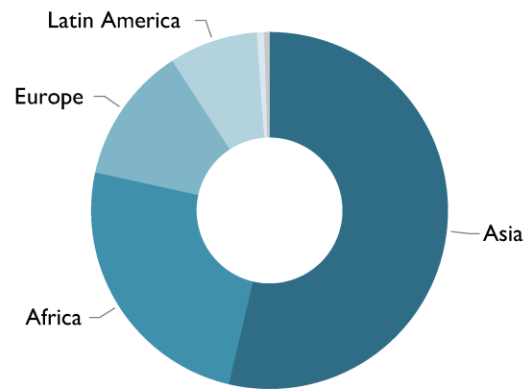


The countries with the most organic producers are India, Ethiopia and Tanzania.



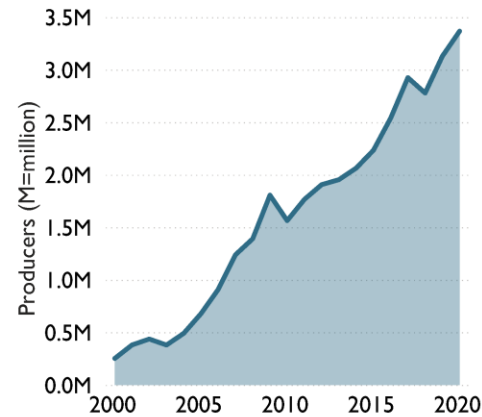
The five countries with the most organic producers 2020.

More than 91% of the producers are in Asia, Africa and Europe.



Distribution of organic producers by region 2020.


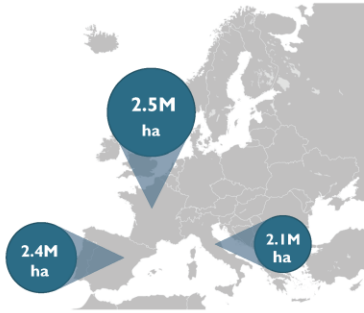
There has been an increase in the number of producers by nearly 240'000 or 7.6% between 2019-2020.



Development of the number of organic producers 2000-2020.

Organic Agriculture in Europe 2020

Organic Farmland



Land in million hectares Top 3 countries

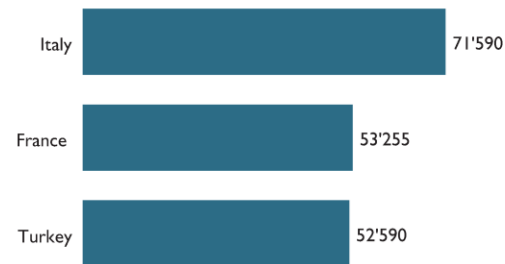


Organic Producers

The number of organic producers is increasing



Number of producers Top 3 countries

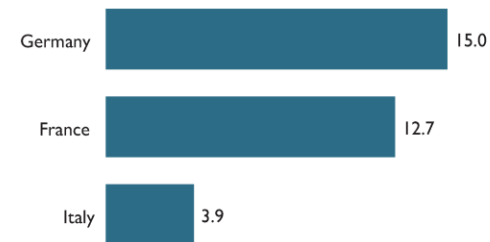


Organic Market

The European market is growing



Market in billion euros Top 3 countries


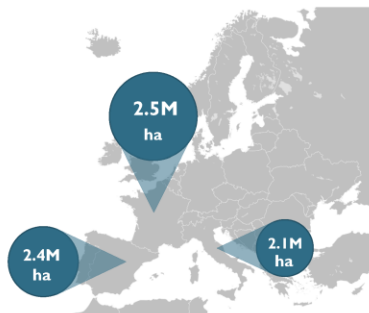


Market growth in percent Top 3 countries



Organic Agriculture in the European Union 2020

Organic Farmland



Land in million hectares Top 3 countries

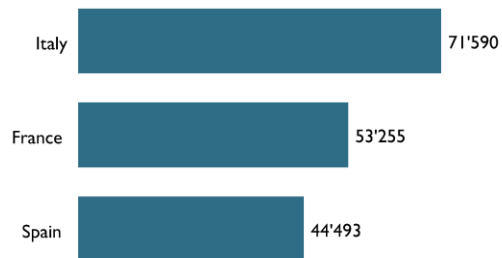


Organic Producers

The number of organic producers is increasing



Number of producers Top 3 countries

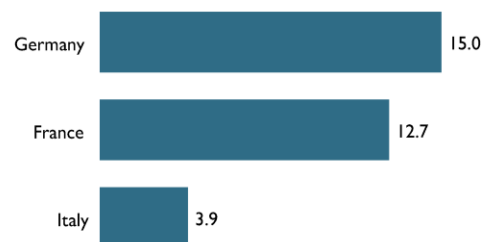


Organic Market

The European Union market is growing



Market in billion euros Top 3 countries



Market growth in percent Top 3 countries



EUROPE: ORGANIC FARMLAND 2020

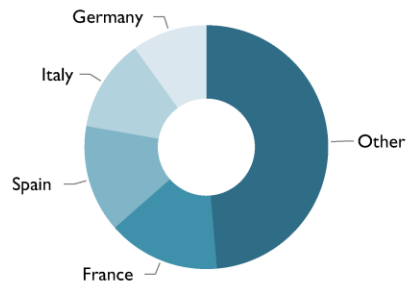
Europe
17.1M
hectares

France
2.5M
hectares

3.4%
of the Europe's
farmland is organic

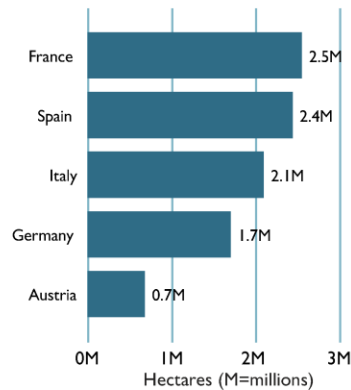
3.7%
growth
since 2019

More than half of Europe's organic agricultural land is in four countries.



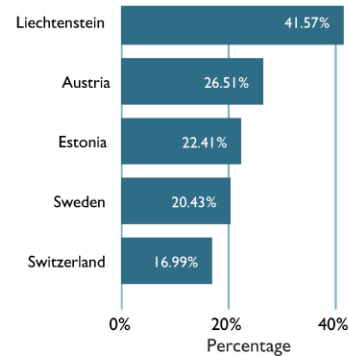
Distribution of organic agricultural land by country 2020.

The country with the largest organic agricultural area is France, followed by Spain and Italy.



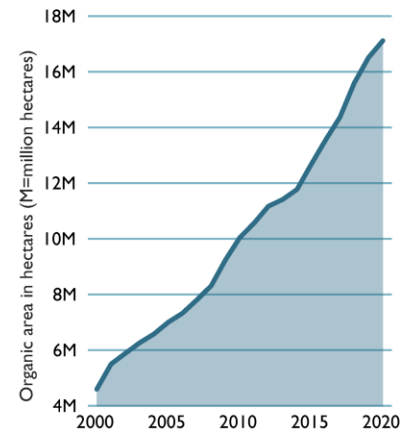
The five countries with the largest areas of organic agricultural land 2020.

15 countries have 10% or more of their agricultural land under organic management.



The five countries with more than 10% of organic agricultural land 2020.

In 2020, nearly 0.7 million hectares more were reported compared with 2019.

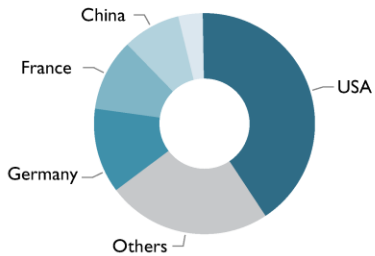


Growth of the organic agricultural land 2000-2020.

EUROPE: ORGANIC RETAIL SALES 2020



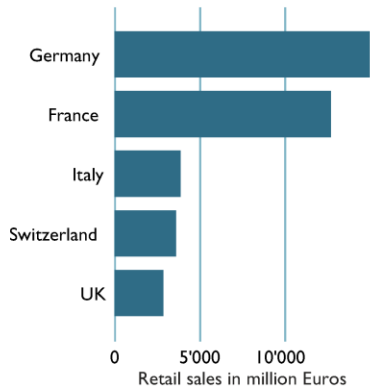
The European Union (44.8 billion €) is the second largest single market after the US (49.5 billion €) and China (10.2 billion €). By region, North America has the lead (53.7 billion €), followed by Europe (52.0 billion €) and Asia (12.5 billion €).



Distribution of retail sales by country 2020.



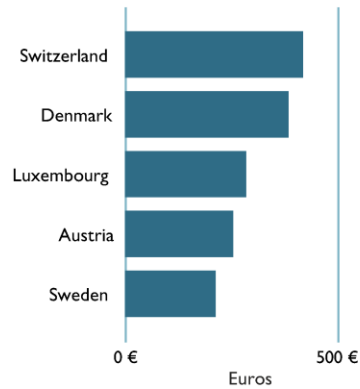
The European countries with the largest markets for organic food are Germany (15 billion €), France (12.7 billion €), Italy (3.9 billion €) and Switzerland (3.6 billion €).



The five countries with the largest markets for organic food in 2020.



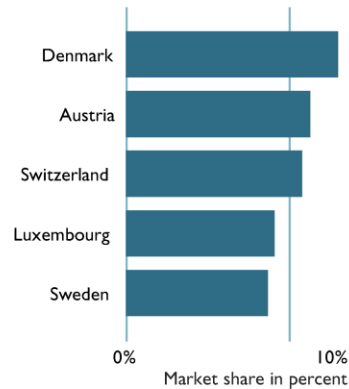
Switzerland has the highest per capita consumption worldwide, followed by Denmark, Luxembourg, Austria and Sweden.



The five countries with the highest per capita consumption 2020.



The highest organic share of the total market is in Denmark, followed by Austria, Switzerland, Luxembourg and Sweden.



The five countries with the highest organic shares of the total market in 2020.

Contact

- Helga Willer
Research Institute of Organic Agriculture (FiBL)
Ackerstrasse 113, 5070 Frick, Switzerland
Tel. +41 79 218 0626
helga.willer@fibl.org
www.fibl.org
www.organic-world.net; statistics.fibl.org
- Willer, Helga, Jan Trávníček, Claudia Meier and Bernhard Schlatter (Eds.) (2022): The World of Organic Agriculture. Statistics and Emerging Trends 2022. Research Institute of Organic Agriculture (FiBL), Frick, and IFOAM – Organics International, Bonn.
- Available at www.organic-world.net/yearbook/yearbook-2022



statistics.fibl.org

FiBL online



www.fibl.org



www.bioaktuell.ch



[fiblfilm](https://www.youtube.com/fiblfilm)



[@fiblorg](https://twitter.com/fiblorg)



[@FiBLaktuell](https://www.facebook.com/FiBLaktuell)



[linkedin.com/company/fibl](https://www.linkedin.com/company/fibl)